

REVISIONS				
REV	DATE	BY	APP	DESCRIPTION OF REVISION
00	14 FEB 22	GH		DRAWING CREATED

**NOTES**

**OVERVIEW**

**TEMPERATURE:** -40°C TO -80°C ± 5.0°C VOL. UNIFORMITY  
-20°C ± 5.0°C VOL. UNIFORMITY UNCONDITIONED ANTEROOM

**PRODUCT:** PRODUCT AT TEMPERATURE WHEN LOADED INTO FREEZER. NO PRODUCT LOAD ASSUMED

**L.T. FREEZER STORAGE:** 127 FT³ PER SIDE 254 FT³ TOTAL  
1,016 FT³ PER SIDE, 2,032 FT³ TOTAL AT 8'-0" (HEIGHT) OF STORAGE

**CONDENSERS:** WATER-COOLED

**DOOR OPENING:** -20°C = 15 SECONDS  
L.T. FREEZER = 30 SECOND

**DOOR RECOVER TIME:** -20°C = 3 MINUTES (OPEN TO ANTEROOM)  
L.T. FREEZER = 3 MIN. (OPEN TO -20°C)

**ARCHITECTURAL**

**PANEL FINISH:** INTERIOR/EXTERIOR = EMBOSSED GALVANIZED STEEL PRE-PAINTED WHITE

**DOOR SIZE:** 3'-0" WIDE X 7'-6" TALL (ANTEROOM)  
3'-0" WIDE X 7'-6" TALL (-20°C CORRIDOR)  
3'-0" WIDE X 8'-0" TALL (LOW TEMP STORAGE FREEZER)

**FM 4880:** OUTSIDE CHAMBER ONLY (4" PANELS)

**FLOOR RATING:** 600 LBS/SQ.FT.

**CEILING RATING:** 15 LBS/SQ.FT. (5 LBS/SQ.FT. DEAD LOAD/ 10 LBS/SQ.FT. LIVE LOAD)

**MECHANICAL**

**REFRIGERATION:** REDUNDANT MECHANICAL REFRIGERATION SYSTEM FOR -20°C AND LOW TEMP. FREEZER

**PIPING:** MAX. DISTANCE FROM SKID TO CHAMBER NOT TO EXCEED 50' HORIZ./50' VERTICAL

**ELECTRICAL**

**CONTROLS:** ALLEN-BRADLEY COMPACTLOGIX PLC (NON-REDUNDANT)

**CONTROL PANELS:** NEMA 412 (GRAY)

**LIGHTING:** LED LIGHTING

**SAFETY PERSON-IN-BOX:** TIMED EMERGENCY ALARM OF CORRIDOR

**PERSONNEL ALARM:** EMERGENCY PUSH-BUTTON LOCATED IN THE CORRIDOR AT THE DOOR LOCATION 16" A.F.F.

**OPTIONS**

**PANEL FINISH:** 304 STAINLESS STEEL INTERIOR OR EXTERIOR

**FLOOR RATING:** 1,000 LBS/SQ.FT. (OVERLAY)

**RAMP:** DIAMOND TREAD OR NON-SKID STRIPS

**CEILING RATING:** 20 LBS/SQ.FT.

**FM 4880:** OPTION TO NOT INCLUDE

**SHELVING:** CUSTOMER TO SPECIFY NUMBER OF TIERS & IF COIL GUARD IS PREFERRED.

**AIR-COOLED CONDENSERS:** OPTIONAL IF WATER IS NOT AVAILABLE.

**LOW RISE DEFROST:** OPTIONAL FOR CORRIDOR (-20°C) ONLY.

**CONDENSATE PUMP:** OPTIONAL

**LN2:** TERTIARY BACKUP INCLUDES OXYGEN MONITOR INSIDE THE CORRIDOR AND AT THE LN2 VALVE RACK.

**CONTROL PANEL:** NEMA 4X

**UPS BACKUP:** CONTROLS ONLY (20 MINUTE)

**EMERGENCY LIGHTING:** BATTERY BACKUP YOKOGAWA

**RECORDER:** YOKOGAWA

**ALARM CONTACTS - FORM-C (N.C.N.O.) CONNECTION BY OTHERS**

**-20°C CORRIDOR**

- HIGH TEMPERATURE DEVIATION
- LOW TEMPERATURE DEVIATION
- HIGH TEMPERATURE LIMIT
- LOW TEMPERATURE LIMIT
- DOOR ALARM
- EVAPORATOR FAN FAILURE (SYSTEM 1')
- EVAPORATOR FAN FAILURE (SYSTEM 2')
- CONDENSER FAILURE (SYSTEM 1')
- CONDENSER FAILURE (SYSTEM 2')
- PERSONNEL/PERSON-IN-BOX ALARM

**LOW TEMP. FREEZER**

- HIGH TEMPERATURE DEVIATION
- LOW TEMPERATURE DEVIATION
- HIGH TEMPERATURE LIMIT
- LOW TEMPERATURE LIMIT
- DOOR ALARM
- CONDENSER FAILURE (SYSTEM 1')
- CONDENSER FAILURE (SYSTEM 2')

**LN2 (OPTION)**

- O2 ALARM
- LN2 EMERGENCY VALVE CLOSED
- LN2 ACTIVE
- LN2 OFFLINE

**NOTES:**

1. THE MAXIMUM DESIGN NOISE LEVEL OF THE EQUIPMENT MAY EXCEED 80 DBA, MEASURED AT 3'-0" AWAY.
2. REFRIGERANT RELIEF PIPING IF REQUIRED IS BY OTHERS.
3. CONDENSATE DRAIN CONNECTION TO BE WITHIN 10' OF THE CHAMBER.

© Copyright Notice:  
This Drawing is protected by copyright laws. Reproduction and distribution of the Drawing is prohibited without written consent from Bahnsen Environmental Specialties, L.L.C. (BES) or the possessing party has contractual binding / working agreement with BES on this project.

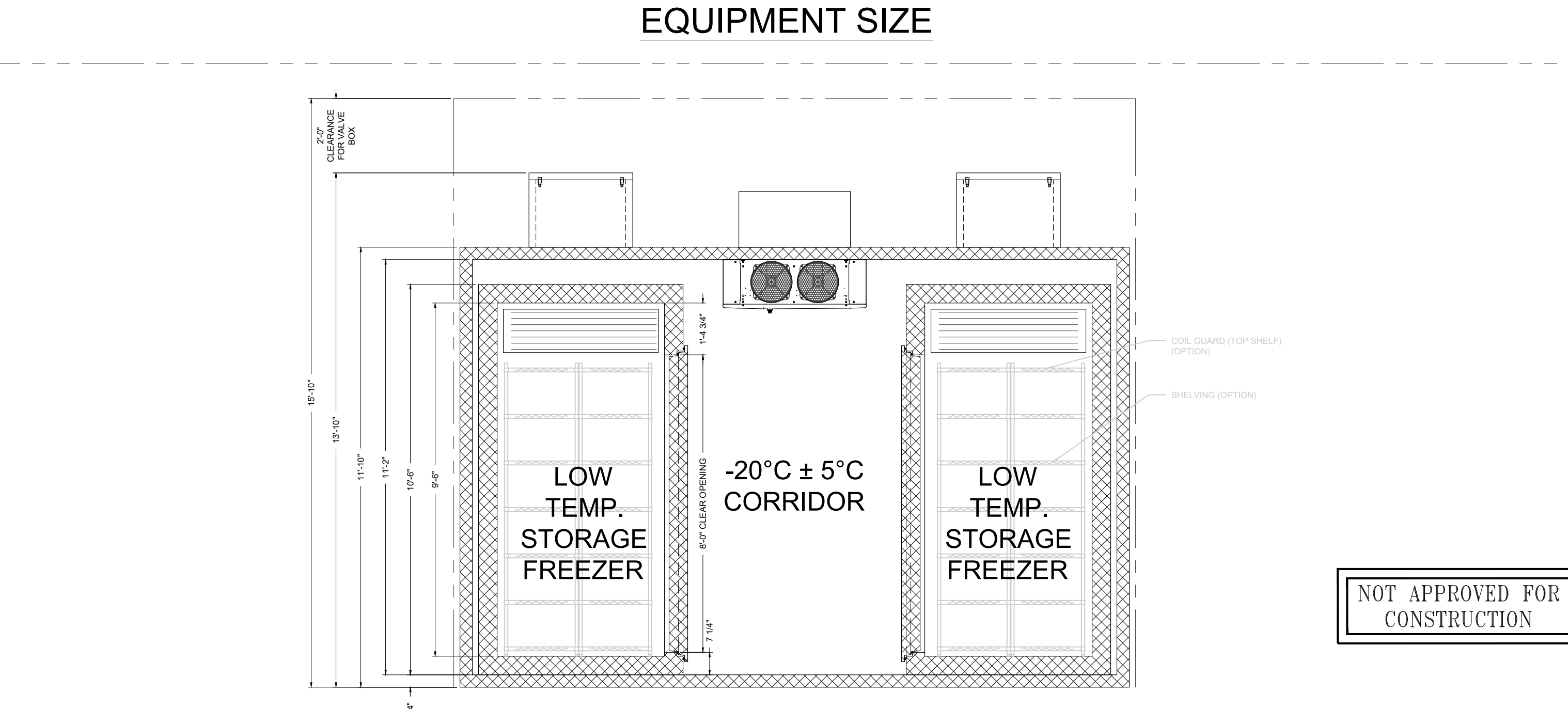
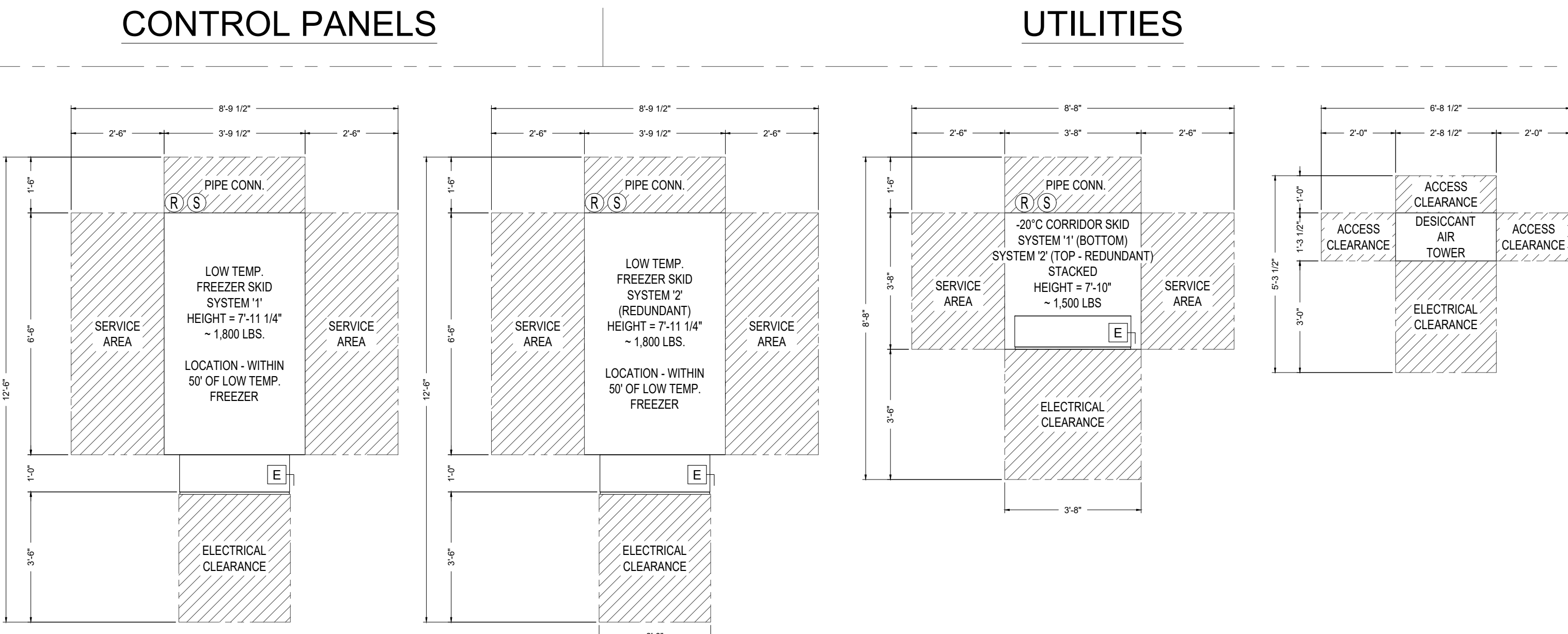
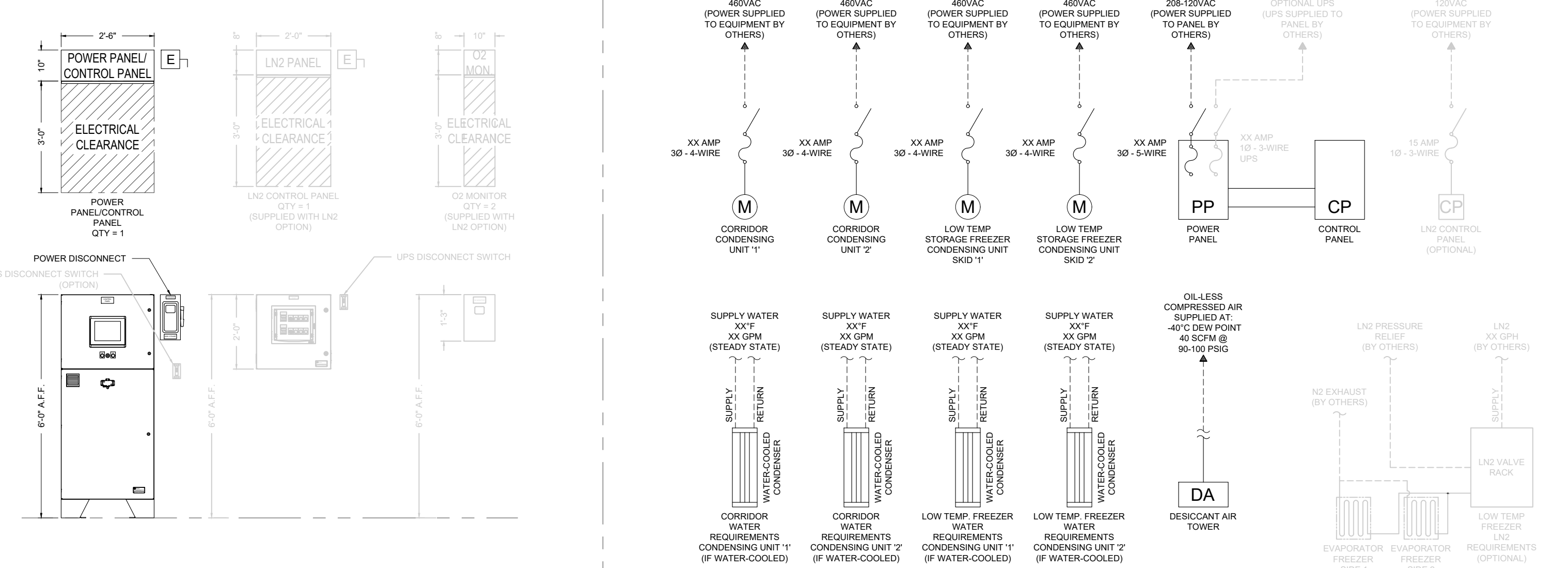
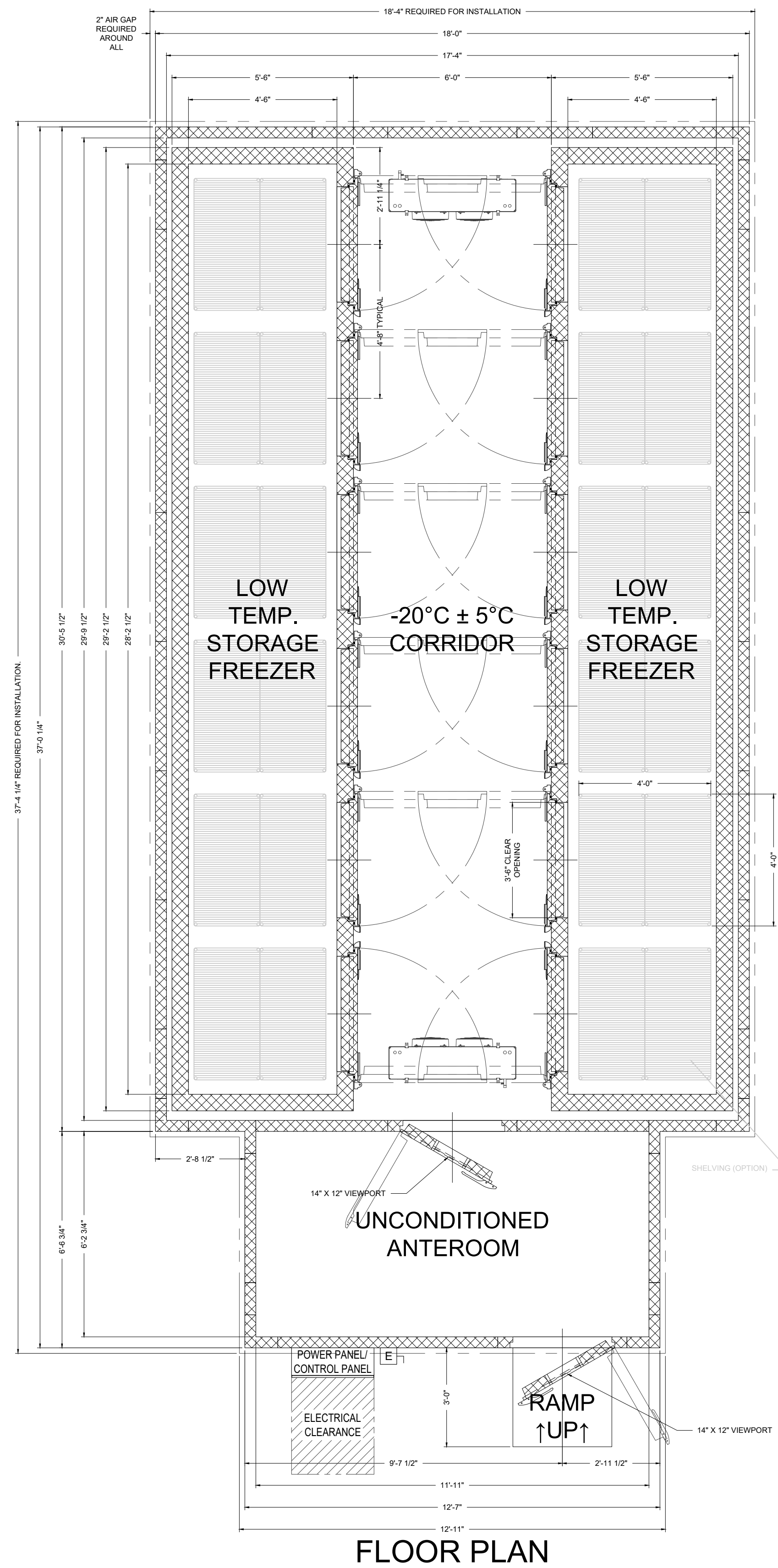
THIS DRAWING IS TO BE USED IN CONJUNCTION WITH PROJECT SUBMITTAL TEXT FOR COMPLETE CHAMBER DETAILS.

**BAHNSON ENVIRONMENTAL SPEC.**

DATE: 4412 TRYON RD. DRAWN BY: HERR  
RALEIGH, NC 27806 SCALE: 3/8" = 1'-0"

**STANDARD MODEL**  
**12 DOOR ULTRA-LOW**

APPROVED BY: DATE CREATED: 14 FEB 22 DRAWING NUMBER: BAHN - 12D 00



NOT APPROVED FOR CONSTRUCTION